

*Build On Site
Available.*

*In Business
Since 2004*

A *AND* L

STORAGE BARNNS



**PURCHASE OR RENT TO OWN
NO CREDIT CHECK**

**A & L Storage Barns, LLC is a family owned
& operated business in Northern Indiana.
Our goal is to provide a beautiful, well built
building to fit all your needs.**

We are blessed to have dealers who are dedicated to provide you with great service and all the product information you need. Customer satisfaction is our goal. This is what makes A & L Storage Barns thrive in the shed industry. Thank-you for choosing A & L Storage Barns.

Our buildings come Standard with:

- 16" on center wall studs & rafters
- 2 x 6 treated floor joists (16" on Center)
- 4 x 6 notched treated skids
- 3/4" pressure treated tongue & groove plywood (for floor)
- Gable vents are used if no windows are in building
- Ridge vents
- 7 yr. craftsmanship warranty
- Painted product should get repainted every 8 yrs.

- 8 wide floor - 8' wide
- 10 wide floor - 10' wide
- 12 wide floor - 11' 6" wide
- 14 wide floor - 13' 6" wide
- 16 wide floor - 15' 6" wide

*Love our shed! The delivery
guy was amazing! Enjoy doing
business with you, Allen.*

*-Jim & Pam Byron
Elkhart, IN*



Painted Duratemp Siding

- Our painted product is available with primed Duratemp Siding and trim
- 50 year limited warranty
- It's a painted product, 16 paint colors to choose from to match your existing house.
- Shingle or metal for roof.



Vinyl shutters are optional

Vinyl - Clay Wall, Clay Trim, Emerald Green Metal Roof

- Available in 8 different colors to match your existing home.
- 1/2" plywood is used under vinyl siding.
- Shingle or metal for roof.



Metal, Light Stone Wall, Brown Trim, Brown Metal Roof

- 29 gauge metal with 40 yr. warranty.
- Trim work to make it look unique.
- Moisture barrier is used under metal on roof to avoid condensation.
- 16 colors available.
- Wainscot available for a 2 tone wall.
- Metal on roof only.
- Proper insulation is required prior to heating a building to avoid condensation. (Ask dealer what needs to be done.)

LOFTED BARNs

Painted, Charcoal Walls, Ash Gray Trim, Black Roof

Standard Features:

- 6' x 3" Wall height
- 6' Double door
- Shingle or metal for roof
- 1/2 of building has loft up above for extra storage
- Ridge vent



Transom doors are optional



Vinyl, Clay Walls, White Trim, Brown Roof



Metal, Dark Red Wall, Tan Trim, & Black Metal Roof



Painted, Gallery Blue Wall, White Trim, Black Roof

Transom doors are optional

Options:

- Extra Door
- Windows
- Loft Door
- Work Bench
- Ramp
- Shelving
- Oct. Window
- Cupola
- Stairs to get up on
- Loft: 12', 14', 16' Wide Only

Sizes	Painted Duratemp / 40 Yr. Warranty Metal	Vinyl
8x12	\$3565	\$3915
8x16	\$4170	\$4585
10x10	\$3925	\$4315
10x12	\$4290	\$4720
10x14	\$4610	\$5070
10x16	\$4925	\$5420
10x18	\$5255	\$5780
10x20	\$5630	\$6190
10x24	\$6375	\$7010
12x12	\$4450	\$4895
12x16	\$5425	\$5970
12x20	\$6230	\$6855

Deluxe metal upgrade, add 8% to metal price. Includes plywood under metal.

Sizes	Painted Duratemp / 40 Yr. Warranty Metal	Vinyl
12x24	\$7075	\$7785
12x28	\$7840	\$8625
12x32	\$8880	\$9770
14x20	\$8225	\$9050
14x24	\$9200	\$10125
14x28	\$10150	\$11175
14x32	\$10950	\$12050
14x36	\$11825	\$13025
14x40	\$12600	\$13875
16x24	\$11200	\$12325
16x28	\$12450	\$13700
16x32	\$13500	\$14850
16x36	\$14675	\$16150
16x40	\$15800	\$17400
16x44	\$16975	\$18675

SIDE LOFTED BARNs

*Gray Vinyl Siding, White Trim,
Charcoal Roof*

Standard Features:

- Wall Height is 6' x 3"
- 6' wide double doors
- Buildings marked with * have 1- 24" x 36" window all other buildings have 2- 24" x 36" windows
- 1/2 of building has loft for extra storage
- Shingle or metal for roof
- Ridge Vent



*Transom doors & Vinyl shutters are optional
shutters are optional*



Metal, R-Red Wall, White Trim, Black Roof



Painted, Ash Gray Wall, Black Trim, Black Roof



Painted, Brown Walls, Tan Trim, Brown Metal Roof

Options:

- Extra Windows
- Shutters
- Flower Boxes
- Ramps
- Work Bench
- Shelving
- Working Loft Door
- Oct. Window
- Extra Doors
- Cupola

Sizes	Painted Duratemp / 40 Yr. Warranty Metal	Vinyl
8x12*	\$3755	\$4120
8x16	\$4370	\$4805
10x10*	\$4120	\$4530
10x12*	\$4485	\$4935
10x14*	\$4800	\$5280
10x16	\$5115	\$5625
10x18	\$5445	\$5990
10x20	\$5820	\$6400
10x24	\$6565	\$7220
12x12*	\$4535	\$4990
12x16	\$5595	\$6155

Deluxe metal upgrade, add 8% to metal price. Includes plywood under metal.


Sizes	Painted Duratemp / 40 Yr. Warranty Metal	Vinyl
12x20	\$6400	\$7040
12x24	\$7245	\$7970
12x28	\$8010	\$8815
12x32	\$9050	\$9955
14x20	\$8400	\$9250
14x24	\$9375	\$10325
14x28	\$10325	\$11375
14x32	\$11125	\$12250
14x36	\$12000	\$13200
14x40	\$12775	\$14075
16x24	\$11375	\$12525
16x28	\$12625	\$13900
16x32	\$13675	\$15050
16x36	\$14850	\$16350
16x40	\$15975	\$17575
16x44	\$17150	\$18875

UTILITY BARN

Painted, Ivory Wall, Black Trim, Black Roof

Standard Features:

- 6' Double door
- Buildings marked with * wall height is 6' x 3" tall.
- All other building heights is 7' x 3" tall
- Shingles or metal for roof
- Ridge vent



Transom doors are optional



Painted, Tan Walls, Brown Trim, Brown Metal Roof

Transom doors are optional



Painted, Charcoal Walls, Ash Grey Trim, Black Metal Roof



Vinyl Siding, Gray / White Trim, White Roof

Options:

- Windows
- Workbench
- Lofts
- Shelving
- Extra Door
- Oct. Window
- Ramps
- Cupola

Sizes	Painted Duratemp / 40 Yr. Warranty Metal	Vinyl
8x10*	\$2825	\$3100
8x12*	\$3070	\$3370
8x16	\$3580	\$3940
10x10*	\$3450	\$3795
10x12*	\$3825	\$4210
10x14	\$4200	\$4620
10x16	\$4440	\$4880
10x18	\$4675	\$5140
10x20	\$4910	\$5400
10x24	\$5390	\$5925
12x12	\$4180	\$4600
12x16	\$5010	\$5515

Deluxe metal upgrade, add 8% to metal price. Includes plywood under metal.

Sizes	Painted Duratemp / 40 Yr. Warranty Metal	Vinyl
12x20	\$5740	\$6315
12x24	\$6675	\$7350
12x28	\$7520	\$8275
12x32	\$8190	\$9025
14x20	\$7750	\$8525
14x24	\$8650	\$9525
14x28	\$9525	\$10500
14x32	\$10300	\$11350
14x36	\$11150	\$12275
14x40	\$11975	\$13175
16x24	\$9875	\$10875
16x28	\$10850	\$11950
16x32	\$11750	\$12925
16x36	\$12700	\$13975
16x40	\$13625	\$15000
16x44	\$14625	\$16100

SIDE UTILITY BARN

Painted, Brown Walls, Tan Trim, Burnt Sienna Shingle Roof

Standard Features:

- 6' Double Door
- Buildings marked with * get only 1- 24 x 36 window and the wall height is 6' x 3" tall
- All other building heights is 7' x 3" and get 2- 24 x 36 windows
- Shingles or metal for roof
- Ridge vent included
- Double 9 Lite optional



Shutters are optional



Painted, Taupe, Black Trim Shutters, Black Metal Roof

Shutters are optional



Vinyl, White Wall, White Trim, Black Metal Roof

Transom doors & shutters are optional



Painted, Charcoal Wall, White Trim, Charcoal Metal Roof

Shutters & Transom Doors are optional

Options:

- Shutters
- Workbench
- Lofts
- Shelving
- Extra Doors
- Extra Windows
- Oct. Window
- Flower Boxes
- Ramps
- Cupola

Sizes	Painted Duratemp / 40 Yr. Warranty Metal	Vinyl
8x10*	\$3020	\$3313
8x12*	\$3265	\$3580
8x16	\$3775	\$4155
10x10*	\$3665	\$4035
10x12*	\$3915	\$4310
10x14*	\$4390	\$4830
10x16	\$4630	\$5090
10x18	\$4870	\$5355
10x20	\$5100	\$5610
10x24	\$5585	\$6140
12x12	\$4265	\$4695
12x16	\$5180	\$5700

Deluxe metal upgrade, add 8% to metal price. Includes plywood under metal.

Sizes	Painted Duratemp / 40 Yr. Warranty Metal	Vinyl
12x20	\$5910	\$6505
12x24	\$6845	\$7530
12x28	\$7690	\$8460
12x32	\$8360	\$9200
14x20	\$7925	\$8725
14x24	\$8825	\$9725
14x28	\$9700	\$10675
14x32	\$10475	\$11525
14x36	\$11325	\$12475
14x40	\$12150	\$13375
16x24	\$10050	\$11050
16x28	\$11025	\$12125
16x32	\$11925	\$13125
16x36	\$12875	\$14175
16x40	\$13800	\$15175
16x44	\$14800	\$16275

LOFTED BARN CABIN

Standard Features:

- 1/2 of building comes with loft up above
- 8 & 10 Wide 3= 24" x 36" windows
- 12 & 14 & 16 Wide 4= 24" x 36" windows
- 1- 20" Oct. windows
- 1- 11 Lite entry door
- Vinyl Post Covers
- Wood deck floor
- 4' porch
- Shingle or metal for roof
- 6'X3" Tall walls
- Ridge vent



Vinyl railing & Composite Decking is optional on painted buildings

Painted, Charcoal Wall, Black Trim, Black Roof



Metal, Tan Walls, Brown Trim, Brown Metal Roof

Composite Decking Optional



Vinyl, Castle Stone Wall, White Trim, Pewter Shingle Roof

Vinyl railing standard on vinyl siding building

Options:

- Composite decking Dark Brown or Dark Grey
- Vinyl Railing
- Extra Windows

- Extra Doors
- Flower Box
- Shutters
- Ramps

- Insulated Windows
- Cupola
- Stairs to get on loft 12', 14', 16' wide only

Sizes	Painted Duratemp / 40 Yr. Warranty Metal	Vinyl
8x12	\$4250	\$4675
8x16	\$4720	\$5200
10x12	\$4665	\$5140
10x14	\$5580	\$6135
10x16	\$5365	\$5910
10x18	\$5720	\$6300
10x20	\$6055	\$6660
10x24	\$6735	\$7410
12x16	\$6545	\$7200
12x20	\$7300	\$8030
12x24	\$7985	\$8785
12x28	\$9025	\$9930

Deluxe metal upgrade, add 8% to metal price. Includes plywood under metal.

Sizes	Painted Duratemp / 40 Yr. Warranty Metal	Vinyl
12x32	\$9775	\$10775
14x20	\$9500	\$10450
14x24	\$10375	\$11425
14x28	\$11375	\$12525
14x32	\$12150	\$13375
14x36	\$13025	\$14350
14x40	\$13850	\$15250
16x24	\$12650	\$13925
16x28	\$13775	\$15175
16x32	\$14800	\$16300
16x36	\$15950	\$17550
16x40	\$17075	\$18800
16x44	\$18000	\$19800

STANDARD CABIN

Standard Features:

- 8 & 10 Wide buildings come with 3-24 x 36 windows
- 12 & 14 & 16 Wide come with 4- 24 x 36 windows
- 1- 14" Octagon Window
- 1- 11 Lite entry door
- Vinyl Post Covers
- Wood deck floor
- 4' porch
- Shingle or metal for roof
- 7"X3" Tall walls
- Ridge vent



Vinyl, Slate Walls, White Trim, White Metal Roof, Vinyl Railing, Wood Deck Floor

Vinyl railing is optional on painted buildings



Painted, Charcoal Wall, Ash Gray Trim, Black Roof

Composite Decking Optional



Painted, White Walls, Black Trim, Black Metal Roof, Post Frame Porch



Painted, Tan Walls, Black Trim, Black Metal Roof

Vinyl railing, double doors, & Composite decking optional

Options:

- Composite decking Dark Brown or Dark Grey
- Vinyl Railing
- Extra Windows
- Extra Doors
- Flower Boxes
- Shutters
- Ramps
- Extra Door
- Insulated Windows
- Cupola

Sizes	Painted Duratemp / 40 Yr. Warranty Metal	Vinyl
8x12	\$4150	\$4565
8x16	\$4660	\$5130
10x12	\$4360	\$4800
10x16	\$5000	\$5500
10x18	\$5320	\$5860
10x20	\$5610	\$6175
10x24	\$6120	\$6735
12x16	\$6425	\$7070
12x20	\$7250	\$7975
12x24	\$7910	\$8705
12x28	\$8945	\$9840
12x32	\$9620	\$10600

Deluxe metal upgrade, add 8% to metal price. Includes plywood under metal.

Sizes	Painted Duratemp / 40 Yr. Warranty Metal	Vinyl
14x20	\$9375	\$10325
14x24	\$10175	\$11200
14x28	\$11100	\$12225
14x32	\$11875	\$13075
14x36	\$12750	\$14025
14x40	\$13550	\$14925
16x24	\$11050	\$12175
16x28	\$12025	\$13250
16x32	\$12850	\$14150
16x36	\$13800	\$15200
16x40	\$14650	\$16125
16x44	\$15575	\$17150

LOFTED BARN GARAGE

Metal, Burnished Slate Walls, White Trim, Black Metal Roof

Standard Features:

- 1- Roll up door
- 1= 11' Lite entry door
- 1- 24 x 36 Window
- 1/2 Half of building has loft (Can be split)
- 12" On center floor joist
- Shingle or metal for roof
- 6' x 3" Tall walls
- Ridge vent

*Garage Door
Optional*



Metal, Walls Red, Trim White, Charcoal Roof



Metal, Charcoal Wall, Trim Wainscot Black, Black Roof

Metal Wainscot is optional



Vinyl, Clay Wall, White Trim, Brown Roof

Sizes	Painted Duratemp / 40 Yr. Warranty Metal	Vinyl
10x16	\$6170	\$6785
10x18	\$6490	\$7140
10x20	\$6820	\$7500
10x24	\$7455	\$8210
12x16	\$6975	\$7675
12x20	\$7850	\$8650
12x24	\$8625	\$9500
12x28	\$9525	\$10500
12x32	\$10275	\$11325
14x20	\$9650	\$10625
14x24	\$10550	\$11625
14x28	\$11525	\$12700
14x32	\$12375	\$13625
14x36	\$13325	\$14675
14x40	\$14225	\$15650
16x24	\$12800	\$14100
16x28	\$13925	\$15325
16x32	\$14975	\$16475
16x36	\$16200	\$17825
16x40	\$17275	\$19000
16x44	\$18175	\$20000

Options:


- Extra Windows
- Oct. Window
- Reg. Garage Door
- Ramps
- Extra Door
- Insulated Windows
- Stairs to get up on loft 12', 14', 16' wide buildings only
- Flower Box
- Shutters
- Cupola
- Workbench

Deluxe metal upgrade, add 8% to metal price. Includes plywood under metal.

What a nice storage shed - excellent in all ways. Will recommend to our church family and friends!
-Jalapa Chapel, Marion, MI

STANDARD GARAGE

*Vinyl, Clay Wall, Clay Trim,
Burnt Sienna Shingle Roof*



Standard Features:

- 1- Roll up door
- 1- 11 Lite entry door
- 1- 24 x 36 Window
- 12" On center floor joist
- Shingle or metal roof
- 7' x 3" Tall walls
- Ridge vent



*Metal, Copper
Walls, Black
Metal Roof, Black
Trim*

*Black Overhead
door, windows, and
entry door optional*



*Metal, Light Stone
Walls, Brown
Trim, Brown
Metal Roof*

*Brown Roll-up door
optional*



*Metal, Charcoal Walls,
White Trim, Black
Metal Roof*

*Overhead door
optional*

Options:

- Oct. Window
- Extra Windows
- Insulated Windows
- Reg. Garage Door
- Extra Door
- Ramps
- Loft
- Flower Box
- Shutters
- Cupola
- Workbench

Sizes	Painted Duratemp / 40 Yr. Warranty Metal	Vinyl
10x16	\$5640	\$6200
10x18	\$5920	\$6510
10x20	\$6155	\$6770
10x24	\$6645	\$7310
12x16	\$6925	\$7625
12x20	\$7760	\$8550
12x24	\$8520	\$9375
12x28	\$9370	\$10325
12x32	\$10020	\$11025
14x20	\$9625	\$10600
14x24	\$10450	\$11500

***Deluxe metal
upgrade, add 8%
to metal price.
Includes plywood
under metal.***

Sizes	Painted Duratemp / 40 Yr. Warranty Metal	Vinyl
14x28	\$11375	\$12525
14x32	\$12175	\$13400
14x36	\$13050	\$14375
14x40	\$13925	\$15325
16x24	\$11350	\$12500
16x28	\$12350	\$13600
16x32	\$13225	\$14550
16x36	\$14125	\$15550
16x40	\$15025	\$16550
16x44	\$15850	\$17450

SALTBOX

Standard Features:

- 6' Double door
- Sizes marked with a * come standard 1 window
- All others have 2- 24 x 36 windows
- Shingle or metal for roof
- 6' x 3" Tall walls
- Ridge vent



Painted, Ivory Wall, Black Trim

- Options:**
- Extra Windows
 - Extra Door
 - Shutters
 - Flower Box
 - Ramps
 - Shelving
 - Workbench
 - Lofts



Vinyl, Gray Wall, White Trim

Sizes	Painted Duratemp / 40 Yr. Warranty Metal	Vinyl
8x10*	\$3070	\$3380
8x12*	\$3300	\$3630
8x16	\$3760	\$4140
10x10*	\$3725	\$4100
10x12*	\$4050	\$4455
10x14*	\$4375	\$4815
10x16	\$4700	\$5170
10x18	\$5025	\$5530
10x20	\$5350	\$5885
10x24	\$6000	\$6600

BARN



*Painted, Red Wall,
White Trim*

Standard Features:

- 8' Wide 5' double door
- 10' Wide 12' wide 6' double door
- Shingle or metal roof
- 4' Tall walls
- Ridge vent

Options:

- Window
- Workbench
- Ramp



Painted Beeswax Wall & Trim

Sizes	Painted Duratemp / 40 Yr. Warranty Metal	Vinyl
8x10	\$2693	\$2955
8x12	\$3015	\$3305
8x16	\$3495	\$3840
10x10	\$3180	\$3495
10x12	\$3430	\$3775
10x14	\$3755	\$4130
10x16	\$4085	\$4495
12x12	\$4255	\$4680
12x16	\$5100	\$5610

Deluxe metal upgrade, add 8% to metal price. Includes plywood under metal.

SIDE UTILITY CABIN

Standard Features:

- 1- 11 Lite entry door
- 2- 24 x 36 Windows
- 4' Porch the length of building
- 7' x 3" Wall height
- Sizes marked with * get only 1- 24 x 36 window
- Metal roof only
- Treated deck floor (porch)
- Ridge vent
- Vinyl Post Covers



*Painted, Gallery Blue Wall,
Ivory Trim, Copper Roof*

Grey Trex decking optional & double doors optional



*Buckskin Wall, White Trim,
Charcoal Roof*

Grey Trex decking optional & double doors optional



*Roll-up door
optional*

*Vinyl, Grey Walls, White Trim,
Pewter Shingle Roof*

Sizes	Painted Duratemp / 40 Yr. Warranty Metal	Vinyl
12x12*	\$4420	\$4860
12x16	\$5425	\$5975
14x10*	\$5080	\$5585
14x12*	\$5725	\$6295
14x14*	\$6090	\$6700
14x16	\$6585	\$7245
14x18	\$7210	\$7930
14x20	\$7850	\$8635
14x24	\$9125	\$10025
16x12	\$6615	\$7280
16x16	\$8000	\$8800
16x20	\$9100	\$10000
16x24	\$10325	\$11350
16x28	\$11550	\$12725
16x32	\$12800	\$14075
16x36	\$14050	\$15455
16x40	\$15300	\$16830

Options:

- Double Door
- Extra Windows
- Trex floor decking Gray or Cedar
- 14" Oct. Window

- Loft
- Workbench
- Shutters
- Flower Box
- Ramps
- Insulated Windows

***Deluxe metal
upgrade, add 8%
to metal price.
Includes plywood
under metal.***

*Very impressed! Love the
shed! Can't wait to use it as
our new living space.*

*-Diana & Cecil Spice
Jackson, MI*

SIDE LOFTED BARN CABIN

Metal, Ash Gray Wall, Black Trim, Black Roof

Standard Features:

- 2- 24 x 36 Windows
- 1- 11 Lite entry door
- 4' Porch the length of building
- Sizes marked with * get only 1- 24 x 36 window
- Metal roof only
- 6' 3" wall height
- 1/2 Of building gets loft
- Treated floor decking (porch)
- Ridge vent
- Vinyl Post Covers



Double 11-Lite door is optional, Grey Trex decking ramp system is optional.



Painted, Charcoal Wall, White Trim, Charcoal Roof

Grey Trex decking optional



Double doors & composite decking optional

Painted, Ash Grey Walls, White Trim, Black Metal Roof

Sizes	Painted Duratemp / 40 Yr. Warranty Metal	Vinyl
12x12*	\$4895	\$5385
12x16	\$6170	\$6790
14x10*	\$5460	\$6010
14x12*	\$5960	\$6560
14x14*	\$6460	\$7110
14x16	\$6985	\$7685
14x18	\$7485	\$8230
14x20	\$8010	\$8825
14x24	\$9025	\$9925
16x16	\$10100	\$11100
16x20	\$10950	\$12050
16x24	\$12050	\$13275
16x28	\$13325	\$14650
16x32	\$14575	\$16050
16x36	\$15825	\$17425
16x40	\$17075	\$18800

Options:

- Double Door
- Ramps
- Extra Windows
- Shutters
- Flower Box
- Trex floor decking Gray or Cedar
- 20" Oct. Window
- Work Bench

Deluxe metal upgrade, add 8% to metal price. Includes plywood under metal.

COTTAGE

Standard Features:

- 6' Double doors
- 7' 3" Wall height
- 4- 24 x 36 Windows
- Double doors have transom windows
- 8" Overhang all the way around building
- (Available in a painted product or vinyl product)
- Ridge vent
- Buildings marked with * get only 2= 24 x 36 Windows



*Painted, Charcoal Wall,
White Trim, Black Roof*

Cupola is optional



*Vinyl, Heritage Creme Wall,
White Trim, Gallery Blue Roof*



*Painted, Ivory Wall,
White Trim, Black Roof*

Options:

- Extra Windows
- Shutters
- Flower Boxes
- Ramps
- Rollup Door
- Extra Door
- Lofts
- Workbench
- Shelving
- Cupola

Sizes	Painted Duratemp / 40 Yr. Warranty Metal	Vinyl
10x16*	\$6525	\$7175
10x18*	\$6985	\$7685
10x20	\$7485	\$8230
10x22	\$8125	\$8925
10x24	\$8725	\$9600
12x16*	\$7500	\$8250
12x20	\$8725	\$9600
12x24	\$9875	\$10825
12x28	\$10975	\$12075

Deluxe metal upgrade, add 8% to metal price. Includes plywood under metal.

Sizes	Painted Duratemp / 40 Yr. Warranty Metal	Vinyl
12x32	\$12300	\$13525
12x36	\$13625	\$15000
12x40	\$14950	\$16450
14x20	\$10300	\$11350
14x24	\$11800	\$13000
14x28	\$13300	\$14650
14x32	\$14800	\$16300
14x36	\$16300	\$17950
14x40	\$17800	\$19580

POTTING SHED



*Painted, White Walls, Black Trim,
White Roof*

Sizes	Paint or Metal
8x8	\$4750
8x10	\$5230
8x12	\$5800
10x10	\$6060
10x12	\$6925
10x14	\$7180
10x16	\$7740
12x12	\$7455
12x14	\$8235
12x16	\$9015

GARDEN & POTTING SHED

Sizes	Price
10x16	\$9850
10x18	\$10500
10x20	\$11250
10x22	\$11950
10x24	\$12650



*Painted, Charcoal Grey Walls, White
Trim, White Roof, Black Doors*

- (7) windows in potting area
- (7) transom windows in potting area
- (2) windows in storage area
- (2) transom windows in storage area
- Double transom doors in storage area
- Single transom door in potting area
- Single door in divided wall
- Shelves in potting area
- Composite deck floor
- Poly material for pergola, (choice of 3 colors: Charcoal, brown or white.)

DOUBLE STALL HORSE SHELTER

Metal, Charcoal Wall, White Trim



Sizes	Metal Only
10x20	\$5319
10x24	\$6240
12x20	\$6240
12x24	\$7335
12x28	\$8415
12x32	\$10285

- A-Frame Style
- Horse Shelters come with 2 x 8 Tongue and Groove Kickboard 49" up from ground. Metal on top portion of building. 16 metal colors to choose from.
- Divider Wall 45" kickboard top half steel grill

ANIMAL SHELTER

Slanted Roof with 16" Overhang in front

Metal, Dark Red Walls, White Trim, White Metal Roof



Sizes	Metal Only
8x12	\$2270
8x16	\$3025
10x12	\$2835
10x16	\$3775
10x20	\$5325

Deluxe metal upgrade, add 8% to metal price. Includes plywood under metal.

STUDIO SHED

Painted, White Walls, Black Trim, Black Metal Roof



The 12' long buildings will only come with a 5' double wide door, so that the windows fit beside the door. Anything longer than 12' will come with a 6' wide door. The 10' long buildings will come with a 6' wide door and no windows since they would not fit.

Sizes	Paint or Metal	Vinyl
8x10	\$3750	\$4125
8x12	\$4000	\$4400
8x14	\$4360	\$4800
8x16	\$4750	\$5225
10x10	\$4530	\$4985
10x12	\$5160	\$5680
10x14	\$5620	\$6185
10x16	\$5850	\$6435
10x20	\$6520	\$7175

Painted, Charcoal Walls, Ash Gray Trim, Black Metal Roof



OPTIONAL FEATURES



1.

2.



4.



5.

1. Workbench
2. We use this mule for every building
3. LuxGuard Floor
4. Composite Decking
5. Double 9 Lite without Jams



7.

6.



6. Ramp System
7. Painted Shutters
8. Metal Cupola, on metal roof only, weather vane available, wood cupola available as well.



9.

9. Roll-up Door
10. Transom Door
11. Double 11 Lite without Jams
12. Regular Overhead Door

8.



11.

13. Aluminum Ramp
14. Insulated, and lined with smart siding



10.



13.


12.



14.



OPTIONAL FEATURES



1. **Treated wood blocks.** These are included with our free delivery & set up.
2. **Patio blocks are a better choice.** These are more sturdy than the treated wood blocks. You will have to provide them for the driver, and he will use them.
3. **The best foundation you can put down other than a cement pad** is a pad of limestone, gravel. or crushed asphalt. We would recommend it to be about 6" thick and a foot wider & longer than the size of your building.

Customers are responsible for any building and zoning permits.

Sites must be level and ready before the driver arrives with your building. The building site should be a hard, level surface. If the site is not leveled properly, the doors will not line up correctly and the doors won't operate smoothly.

Rent-To-Own Program:

No credit check is necessary if purchasing is not an option.

Same As Cash:

Pay off agreement in 90 days with payments made on time.

Early Purchase:

Pay off your building early without any penalty fees.

Own The Barn:

Once contract obligations are met the barn is yours.

Free Delivery & Setup for up to 130 Miles from LaGrange, IN



Delivery **typically** takes 1-2 weeks for buildings on the lot and 4-7 weeks for custom buildings, weather and ground conditions permitting. Free Delivery covers one trip up to 130 miles one way from LaGrange, IN, 8', 10' and 12' buildings are \$4.00 per loaded mile thereafter, 14' and 16' wide buildings are \$6.00 per loaded mile thereafter, and any additional trips may also incur charges to the customer. Free Set Up includes leveling with supplied wooden blocks.

A&L Storage Barns, LLC or any of their affiliates are not responsible for permits, covenant searches, restrictions, setbacks, obstacle removal, yard damage, or underground damage.

Testimonials

"First rate service! Very professional and friendly. The quality workmanship on our sheds we purchased was noticed right away! Very well built! Thank you for an outstanding job!"

- Jim & Chris Estes (*Monticello, IN*)

"All of the people - sales, deliver, finance - were so nice, professional and wonderful to work with. We love our new shed!"

- Michael Quint (*Niles, MI*)

"I love my shed and appreciate the craftsmanship to create exactly what I wanted. Thanks for always answering your phone, and the delivery driver did a great job of communicating delivery and updates. All much appreciated!"

- Malinda Bell (*Mears, MI*)

"Shed is well built and looks great! On time as promised. Delivery person was very nice and helpful. Would recommend company!"

- Joe Miller (*Lyons, OH*)

COLOR OPTIONS

**Actual material colors may vary from those printed in catalog.*

Paint Colors

SK White	SK Navajo White	SK Stoltzfus Beige	Satin Leola Almond	SK Clay	Buckskin	Charcoal Brown	Dark Green
Cape Cod Gray	Christiana Gray	Barn Red	Shetler Red	Burnished Slate	Burgundy	Gallery Blue	Bee's Wax
Charcoal Gray	Trim Black						

Metal Colors

Dark Red	Ivory	Lightstone	Sahara Tan	Cocoa Brown	Buckskin	Burnished Slate	Ebony Black
Ash Gray	Slate	Charcoal	Emerald Green	Country Red	Burgundy	Gallery Blue	Copper Penny
White							

Vinyl Colors

White	Tan	Slate Blue	Sandstone	Khaki	Gray	Clay	Timber Crest Sage
-------	-----	------------	-----------	-------	------	------	-------------------

Shingle Colors

Shingles come with a 35 yr. warranty.

Woodland Green	Burnt Sienna	Desert Shake	Weathered Wood	Dove Gray	Pewter	Antique Black
----------------	--------------	--------------	----------------	-----------	--------	---------------